



### District Report Card: 2017


<b>State:</b> Punjab	<b>District:</b> Barnala
<b>Class:</b> 8	<b>Subject:</b> Language
<b>Schools:</b> 36	<b>Students:</b> 830


### Participation/Coverage


#### Students

<div>GENDER</div> <div></div>	Boys				Girls			
	Number		%		Number		%	
	377		45.42		453		54.58	

<div>AREA</div> <div></div>	Rural				Urban			
	Number		%		Number		%	
	718		86.51		112		13.49	

<div>CATEGORY</div> <div></div>	SC		ST		OBC		GEN	
	Number	%	Number	%	Number	%	Number	%
	591	71.20	0	0.00	106	12.77	133	16.02

<div>CWSN</div> <div></div>	LD	VI	HI	S&LD	ID	Oth
	4	0	1	1	4	35

<div>Management</div> <div></div>	Government				Government-aided			
	Number		%		Number		%	
	812		97.83		18		2.17	

### Average Performance of Students in Language (%)

Overall	Gender		Area		Management		Social Group			
	Male	Female	Rural	Urban	Govt.	Aided	SC	ST	OBC	GEN
50.43	46.44	53.75	50.10	52.50	50.11	64.44	48.52	0.00	56.35	54.19

## Performance on Learning Outcomes (LOs)

Learning Outcomes	Description	Average Performance(%)
L813	Read textual/non-textual materials with comprehension and identifies the details, characters, main idea and sequence of ideas and events while reading	50.43

Range of Performance of Students who Answered Correctly							
Below 30%		30% - 50%		50% - 75%		Above 75%	
Number	%	Number	%	Number	%	Number	%
169	20.36	215	25.90	323	38.92	123	14.82

## Lowest Performing Learning Outcomes (LOs)

1 - Read textual/non-textual materials with comprehension and identifies the details, characters, main idea and sequence of ideas and events while reading (50.43)